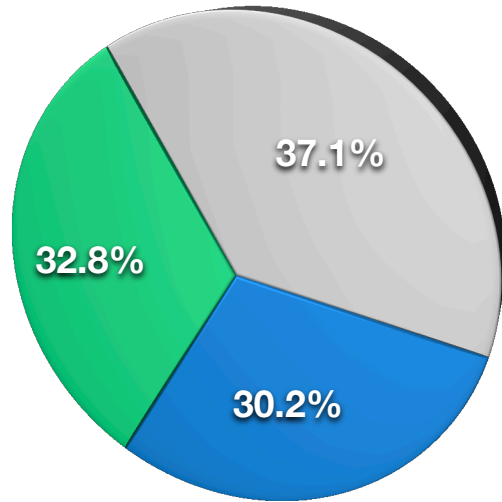




Global CDH CY2009 Financial Report

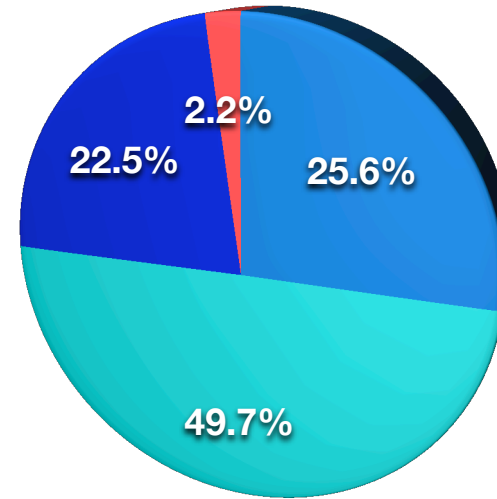
For the 2009 Calendar Year 1/1/2009 and ending 12/31/2009

2009 GCDH Expenses



- Program Expenses
- Administrative Expenses
- Fund Raising Expenses

2009 GCDH Revenue



- Direct Contributions
- Special Events
- Corporate Contributions
- Fund Raising

2009 Statement of Functional Expenses		
Program Expenses	\$3,047.80	37.07%
Professional Fees	\$848.45	
Office Expenses	1430.64	
Trademark	\$200.00	
Administrative Expenses	\$2,479.09	30.15%
Fund Raising Expenses	\$2,694.39	32.77%
Total	\$8,221.28	100.00%

2009 Statement of Revenue		
Direct Contributions	\$2,377.96	25.56%
Caroline Fundraiser	\$80.00	
Halloween Fundraiser	\$298.05	
Jaxson's Jog	\$2,909.50	
Long Branch Half Marathon	\$1,336.20	
Other	\$0.00	
Special Events	\$4,623.75	49.70%
Corporate Contributions	\$2,095.00	22.52%
Fund Raising	\$206.27	2.22%
Total	\$9,302.98	100%

Out of the total \$8,221.28
2009 Expenses, Global CDH spent:

- 37.1% on Program Expense Ratio
- 30.2% on Administrative Expense Ratio
- 32.8% on Fundraising Expense Ratio
- .29¢ to raise \$1.00

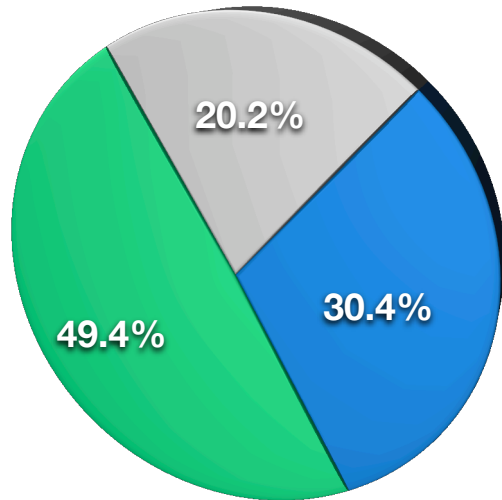
2009 Organizational Efficiency	
Program Expenses	37.07%
Administrative Expenses	30.15%
Fundraising Expenses	32.77%
Fundraising Efficiency	\$0.29



Global CDH CY2008 Financial Report

For the 2008 Calendar Year 1/1/2008 and ending 12/31/2008

2008 GCDH Expenses



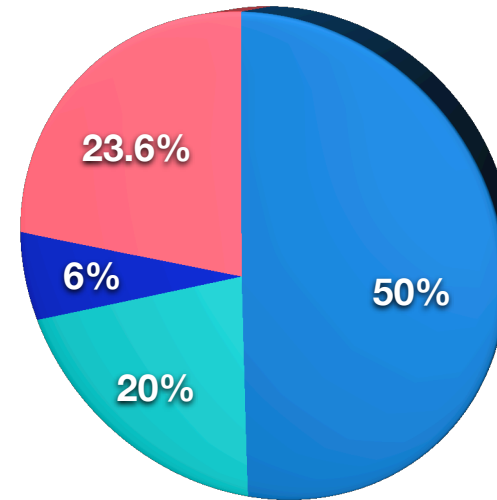
- Program Expenses
- Administrative Expenses
- Fund Raising Expenses

2008 Statement of Functional Expenses		
Program Expenses	\$841.49	20.22%
Professional Fees	\$500.00	
Office Expenses	766.66	
Trademark	\$0.00	
Administrative Expenses	\$1,266.66	30.43%
Fund Raising Expenses	\$2,054.23	49.35%
Total	\$4,162.38	100.00%

**Out of the total \$4,162.38
2008 Expenses, Global CDH spent:**

- 20.2% on Program Expense Ratio
- 30.4% on Administrative Expense Ratio
- 49.4% on Fundraising Expense Ratio
- .37¢ to raise \$1.00

2008 GCDH Revenue



- Direct Contributions
- Special Events
- Corporate Contributions
- Fund Raising

2008 Statement of Revenue		
Direct Contributions	\$2,775.12	49.71%
Butterfly Fundraiser	\$617.14	
Breakfast Fundraiser	\$515.23	
Special Events	\$1,132.37	20.28%
Corporate Contributions	\$356.00	6.38%
Fund Raising	\$1,319.14	23.63%
Total	\$5,582.63	100.00%

2008 Organizational Efficiency

Program Expenses	20.22%
Administrative Expenses	30.43%
Fundraising Expenses	49.35%
Fundraising Efficiency	\$0.37